

# Exterior Wall Illumination

## Best approaches for illuminating low height continuous structures

Example: 1.6m high wall, 7m long, 3 luminaires spaced evenly, 600mm setback


Lighting external objects via recessed luminaires can produce wonderful results, however care must be taken to avoid falling into the routine of using 'point' luminaires for all applications. Wider objects will exhibit extremely over lit and under lit areas when lit incorrectly.

such as separation walls, retaining elements, signage and ground floor façades, smoother results will be achieved via the use of linear sources such as T5 fluorescents.

Well designed products will offer the designer much better uniformity and control, and are less likely to wash out important detail with unnecessarily high illuminance.

When considering the illumination of low, wide structures


Product: Typical Asymmetric Uplight - 35W MH



Results:  
Average: 306.35 lux  
Minimum: 1 lux  
Maximum: 1518 lux  
Uniformity: 0.3%

Assessment:  
The extremes of minimum and maximum illumination are highly undesirable for a long, low structure. The 'blobs' of light increase the average light level to far beyond what is needed in general practise. This result will likely wash out details of interest or leave them in shadows.

Product: Versalux/Archilux 'Cielo' series Asymmetric Uplight - 28W T5 Fluorescent



Results:  
Average: 129 lux  
Minimum: 36 lux  
Maximum: 318 lux  
Uniformity: 28%

Assessment:  
The image shows the wall as much more evenly illuminated, and the figures confirm it. The illumination level will allow for good visibility in most environments, and textures and structural elements will be far easier for the human eye to discern.

Product Focus: 'Cielo' series Asymmetric T5 Fluorescent Inground Uplight



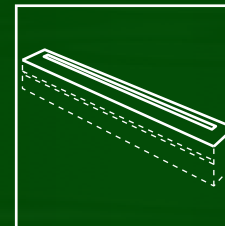
- Narrow luminous aperture
- Walk-over 1500kg static load
- Cool touch ( $T^{\circ} < 70$ ), IP67, IK9 10 joule
- T5 lamp with ECG for long life
- Family of other optics and mounting
- White or RGB LED options

### Optical brilliance:

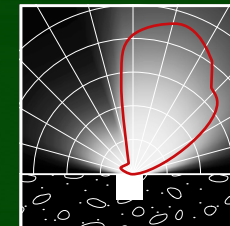
The clever design of the 'Cielo' Asymmetric optics provides highly uniform vertical illumination along its primary length whilst allowing minimal backlighting.

It features a precision designed reflector set to project light in an offset direction through a long, narrow aperture.


This arrangement honours the original concept of recessing the luminaire so that it remains relatively unobtrusive to the eye when directly viewing the illuminated task.



Cielo Asymmetric with Recessing Box



Cielo Asymmetric typical light pattern



Head Office: 1 Apollo Court Blackburn VIC 3130  
Australian Offices: Melbourne | Sydney | Brisbane  
Gold Coast | Adelaide  
New Zealand Offices: Auckland | Christchurch  
Distributors: Perth | Hobart

www.versalux.com.au | www.archilux.com.au